


CarpetPro

Carpet cleaner RM 760 powder




⚠ WARNING

These are only brief instructions! Please read the product information and observe the safety information on the product label prior to using the detergent. Follow the dosing instructions on the product label.

The non-compliance with the safety information can cause damage to the object to be cleaned and risks for the environment, the user and other persons.

Preparation


1



- A Thoroughly vacuum the carpet and remove coarse dirt prior to cleaning.
- B Depending on the desired area of application, add the powder to a container accordingly (100g/10l or one measuring cup per tank) and mix it with the water volume.
- C Fill detergent mixture into the fresh water tank.

Cleaning

2




- A Pretreat and remove stubborn stains.
- B Minor soiling: Spray and vacuum off detergent solution in one procedure.
Heavy soiling: Dissolve detergent solution and allow to react. In the second step, spray the surface again and vacuum it off at the same time.
- C Allow the surface to dry completely.

Note

The drying times depend on the indoor climate and nature of the carpet.

After cleaning

3



- A Carefully clean accessories, work materials and machines after working.
- B Thoroughly vacuum the carpet during the next maintenance cleaning.