

İki Parçalı İskele

Double Part Scaffolding

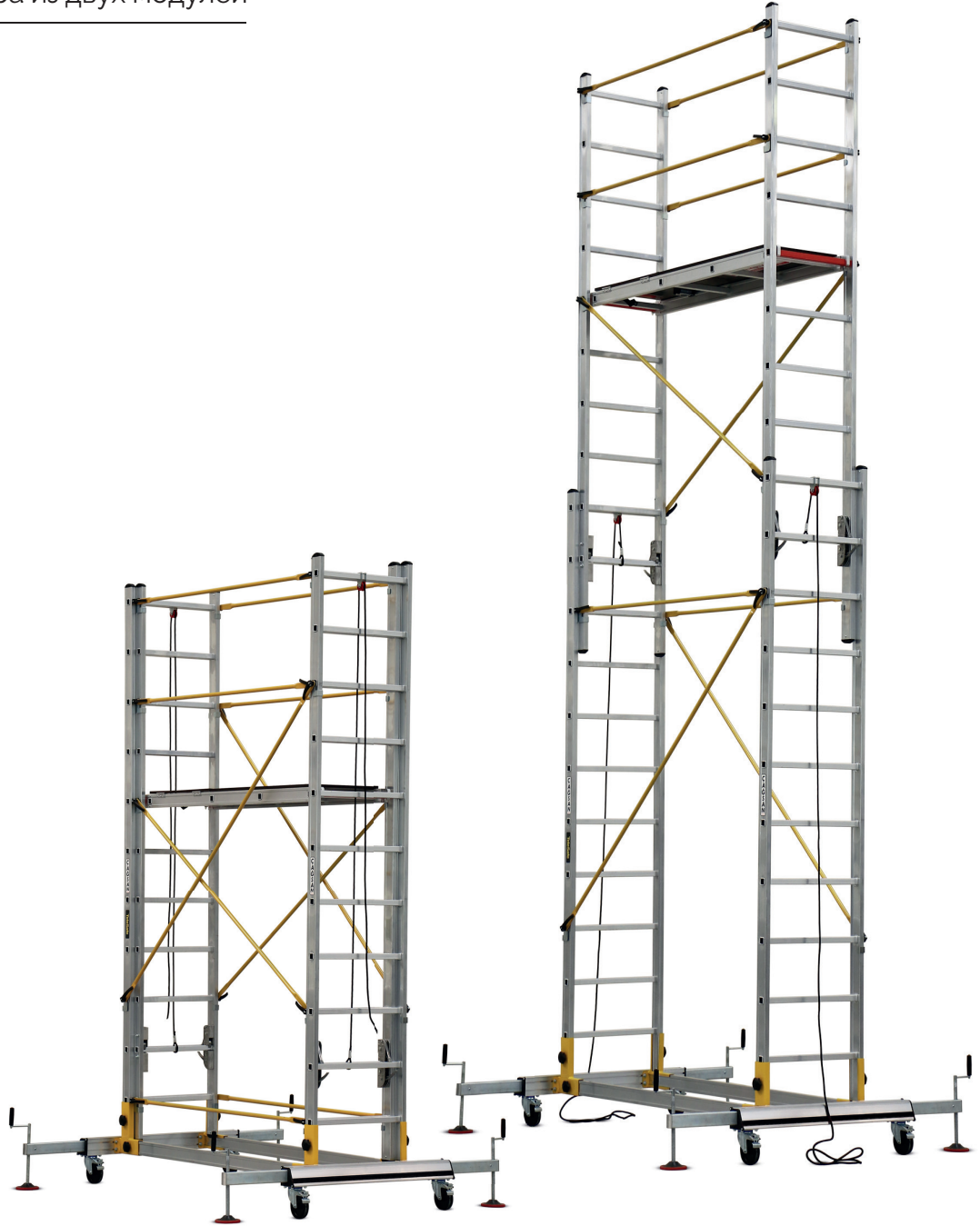
Zweiteiliges Gerüst

Échafaudage à deux plans

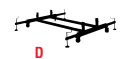
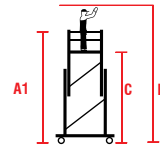
Andamios de Dos Piezas

Телескопическая вышка-тура из двух модулей

TeleSafe



MAX.
2,0 kN/m²



		A (m.)	A1 (m.)	C (m.)	B (m.)	(kg.)	D (cm.)	E (cm.)	F (cm.)
S004	2x8	2,50	3,90	2,75	4,55	81,4	125-215x210	60x225x38	39x122x46
S005	2x10	3,05	4,95	3,83	5,63	91	125-215x210	60x280x38	39x122x46
S006	2x11	3,34	5,54	4,42	6,22	94,2	125-215x210	60x310x38	39x122x46
S007	2x13	3,87	6,35	5,23	7,03	100,6	145-235x210	60x360x38	39x148x46
S008	2x15	4,41	7,17	6,05	7,85	140	145-235x215	60x415x45	39x154x46



 **CAGSAN**
www.cagsanmerdiven.com

